

تلاشی در مسیر معرفت



- دانلود گام به گام تمام دروس ✓
- دانلود آزمون های قلم چی و گاج + پاسخنامه ✓
- دانلود جزوه های آموزشی و شب امتحانی ✓
- دانلود نمونه سوالات امتحانی ✓
- مشاوره کنکور ✓
- فیلم های انگیزشی ✓

 [www.ToranjBook.Net](http://www.ToranjBook.Net)

 [ToranjBook\\_Net](https://t.me/ToranjBook_Net)

 [ToranjBook\\_Net](https://www.instagram.com/ToranjBook_Net)

# Lesson 1

## My Name

### Conversation



Listen to the English teacher greeting his students in class.



Teacher: Hi, class!

Students: Hello, Teacher. سلام، معلم

Teacher: Thank you, sit down, please. I'm your English teacher.  
My name is Ahmad Karimi. ممنون لطفاً بنشینید من معلم انگلیسی شما هستم  
Now, you tell me your names. من احمد کریمی هستم  
What's your name? حالا شما نام خود را به من بگویید  
نام شما چیست

Student 1: My name is Ali Mohammadi.

نام من علی محمدی است

Teacher: How are you, Ali?

علی حالت چطور است

Student 1: Fine, thank you.

خوبم متشکرم

Teacher: And what's your name?

و نام شما چیست

Student 2: My name is .....

نام من ..... است

## Sounds and Letters



Aa Bb Cc Dd Ee Ff Gg Hh Ii Jj Kk Ll Mm Nn Oo Pp Qq Rr Ss Tt Uu Vv Ww Xx Yy Zz

Listen to the teacher greeting her students in class.

Teacher: Hi, class! I am Moradi, your English teacher. سلام، کلاس من مرادی معلم انگلیسی

Class: Hello, Mrs. Moradi. شما هستم

Teacher: Now you say your names one by one. You, please. حالا شما یک به یک اسمتون رو

What's your name? اسم شما چیست بگید

Kimia: I'm Kimia Komijani.

Teacher: Excuse me. How do you spell your last name? من کیمیا کمیجانی هستم بیخشید چطوری فامیل خودتون رو

Kimia: Komijani, K-O-M-I-J-A-N-I. هجی میکنید

Teacher: Thank you, Kimia. Now, you please say your name.

Student: My name is....

Can you spell your name?

**Talk to Your Teacher**  
How do you spell .....?



اسم

# نزدیک بویک

## تلاشی در مسیر موفقیت





## Practice 1 → Greeting

Listen to the examples. Then ask and answer with a classmate/your teacher.

Hi, Ali. Hello, Maryam.	سلام علی سلام مریم	Hi, Reza. Hello, Kimia.	سلام رضا سلام کیمیا
How are you? How are you today?	حالت چطوره امروز چطوری	Fine, thanks / thank you. Great, thanks.	خوبم ممنون عالیم ممنون
Good morning. Good afternoon. Good morning.	صبح بخیر عصر بخیر	Good morning, Mrs. Azari. Good afternoon, Miss Moniri. Good morning, Mr. Ahmadi.	صبح بخیر خانم آذری عصر بخیر خانم منیری صبح بخیر آقای احمدی



## Practice 2 → Introducing Yourself

معرفی خودتان

Listen to the examples. Then ask and answer with a classmate.

What's your name? اسم شما چیست	My name's Ali. I'm Ali.	اسم من علی است من علی هستم
What's your first name? اسم کوچیکت چیه? What's your last name? فامیلیت چیه?	My first name is Mina. My last name is Karimi.	اسم کوچیکم مینا است فامیلم کریمی است

# تلاش کن تا مسیر موفقیت



## Listening and Reading

Listen to the conversations and check (✓) the correct items.

Conversation	First Name			Last Name		
1	Mina <input type="checkbox"/>	Azar <input type="checkbox"/>	Kimia <input checked="" type="checkbox"/>	Momeni <input type="checkbox"/>	Ahmadi <input checked="" type="checkbox"/>	Kabiri <input type="checkbox"/>
2	Ali <input type="checkbox"/>	Kamran <input type="checkbox"/>	Mahdi <input checked="" type="checkbox"/>	Mardani <input type="checkbox"/>	Azari <input type="checkbox"/>	Karimi <input checked="" type="checkbox"/>

## Speaking and Writing



Group Work

Talk to three classmates, and fill out the table below. اسم هم کلاسی هاتون رو بنویسید.

Your classmates	1	2	3
First name	Ali	Mohsen	Mohammad
Last name	Saeidi	Khandani	Khakpour

## Your Conversation

Pair Work

Do the conversation. مکالمه را انجام دهید

Student A: Hi, how are you?

Student B: .....

Student A: My name is .....

What's your name?

Student B: .....

# Lesson 2

## My Classmates

### Conversation

Listen to the students talking in the school yard.



Ali: Who is that boy? علی: اون پسر کیه؟

Parham: That's Erfan. He's our new classmate. پرهام: اون عرفان است او همکلاسی جدید ماست.

Ali: Let's talk to him. آلی: بیا با او صحبت کنیم.

Parham: Hi, Erfan. This is Ali. سلام عرفان این علی است.

Ali: Nice to meet you, Erfan. از آشنایی با شما خوشوقتم عرفان.

Erfan: Nice to meet you, too. من هم از آشنایی با شما خوشوقتم.

Ali: Welcome to our school.

Erfan: Thank you. به مدرسه ما خوش اومدی.

ممنون



**Practice 1** ➔ **Introducing Others**

معرفی دیگران

Listen to the introductions and greetings.

This is my friend Parham.

این دوست من پرهام است

This is my classmate Parisa.

این همکلاسی من پریسا است

This is my English teacher Mr. Kamali.

این معیّم انگلیسی ماست آقای کمالی

Nice to meet you.

از آشنایی شما خوشوقتم

Nice to meet you, too.

من هم از آشنایی شما خوشوقتم

Now introduce a friend to the class.

**Practice 2** ➔ **Asking Someone's Name**

پرسیدن نام دیگران

Listen to the examples. In pairs, ask and answer about other students' names.

Who is that boy? اون پسر کیه؟

He's my friend Erfan. اون دوست من عرفان هستش

Who is that girl? اون دختر کیه؟

She's my classmate Parisa. اون همکلاسی من پریسا هستش

Who is that man? اون آقا کیه؟

He's my teacher Mr. Karimi. اون معلم امن اقلو کریمی هستش

Who is that woman? اون خانم کیه؟

She's my teacher Miss/Mrs. Bahrami.

اون معلم من خانم بهرامی هستش

مسیر موفقیت تلاش

## Sounds and Letters



Aa Bb Cc Dd Ee Ff Gg Hh Ii Jj Kk Ll Mm Nn Oo Pp Qq Rr Ss Tt Uu Vv Ww Xx Yy Zz

مکالمه بین دانش آموز و کتابدار

Listen to the conversation between a student and a librarian.

- Librarian: Can I help you?      میتونم کمکتون کنم
- Student: Yes. Can I have my library card, please?      بله لطفا میتونم کارت کتابخانه داشته باشم
- Librarian: Sure. What's your name?      حتما اسم شما چیست
- Student: I'm Parisa Behparvar.      من پریسا بهپروور هستم
- Librarian: Sorry, what's your last name again?
- Student: Behparvar. B-E-H-P-A-R-V-A-R.      میبخشید دوباره فامیلتون رو میگوید
- Librarian: OK. Here's your card.      بله خوب کارت شما اینجاست



## Talk to Your Teacher

Can you help me, please?

I can't spell ..... .

# نشان بده بزرگ

# تلاشی در مسیر موفقیت



## Listening and Reading



Listen to the conversations and check (✓) the correct items.

Conversation	First Name	Last Name
1	Parisa <input type="checkbox"/> Bita <input checked="" type="checkbox"/> Elaheh <input type="checkbox"/>	Bahrani <input type="checkbox"/> Ebadi <input checked="" type="checkbox"/> Parsa <input type="checkbox"/>
2	Babak <input checked="" type="checkbox"/> Pedram <input type="checkbox"/> Ehsan <input type="checkbox"/>	Ehsani <input type="checkbox"/> Pakzad <input checked="" type="checkbox"/> Bakeri <input type="checkbox"/>

## Speaking and Writing



Group Work

Talk to your friends and fill out the table below.

تانتون صحبت کنید و جدول زیر را کامل کنید

Name	The Shortest Name	The Longest Name
First name	ali	Abbas Ali
Last name	Khani	Mirza kermani

## Role Play

# Review 1

## Lessons 1 - 2

### Introducing Oneself

#### Check if

a) you can say your first and last name  
 شما میتونید اسم و فامیل خودتون رو بگید

My first name is .....  
 اسم کوچک من

My last name is .....  
 فامیل من

b) you can ask other people's names  
 میتونید نام افراد دیگر رو بپرسید

What's your .....?  
 چه هست؟

### Introducing Others

#### Check if

a) you can introduce a friend to the class  
 شما میتوانید یک دوست را در کلاس معرفی کنید

This is .....  
 This is .....ny.classmath ali

b) you can greet people.  
 شما میتوانید با مردم احوالپرسی کنید

Nice to ...meet you

c) you can answer people's greetings.  
 شما میتوانید به احوالپرسی مردم پاسخ دهید

Nice to .....meet you too



## Sounds and Letters

### Check it

a) you can spell and write your name.

R-A S-O-U-L

شما میتوانید نام خود را حسی (حرف به حرف) بگوید

b) you can say and write one word for each of the following letters.

شما میتوانید برای هر حرف یک کلمه بگویید و بنویسید

Aa

Apple

Kk

Kitchen

اشپزخانه

Mm

Mother

مادر

Ee

English

انگلیسی

Bb

Book

کتاب

Pp

Pencil

مداد



# Lesson 3

## My Age

### Conversation



Listen to the teacher and her students talking about birthdays.



Teacher: Nargess, when is your birthday? نرگس تاریخ تولدت کی هست؟

Nargess: It's in Mehr. در مهرماه است

Teacher: Really? How old are you now? جدا الان چند سالته؟

Nargess: I'm 12. 12 سال

Teacher: What about you, Tahereh? تو چطور؟ ظاهره

Tahereh: My birthday is in ..... تولد من در ..... است

صحبت در مورد سن



## Practice 1 Talking about Your Age

Listen to the examples. Then ask and answer with a friend.



How old are you?  
چند ساله؟

I'm 12.

12 سال

I'm 12 years old.

من 12 سال دارم



## Practice 2 Talking about Date

صحبت در رابطه زمان

Listen to the examples. Then ask and answer with a friend.

When is your birthday?  
زمان تولد کی است؟  
When's your birthday?

It's in Bahman.

در بهمن است

In Bahman.

در بهمن

مسیر موفقیت

## Sounds and Letters



Aa Bb Cc Dd Ee Ff Gg Hh Ii Jj Kk Ll Mm Nn Oo Pp Qq Rr Ss Tt Uu Vv Ww Xx Yy Zz

Listen to the conversation between two students.

Nader: How old is your brother, Iman? برادرت چند سالشه ایمان

Iman: He's thirteen. اون 13 سالشه

Nader: Thirty? ؟ 30

Iman: No, thirteen, T-H-I-R-T-E-E-N. نه 13

Nader: Oh, I see. اهان فهمیدم

1. Say your age and spell the number.



**Talk to Your Teacher**

How do you say this in English?

نزدنجه بوک  
تلاشی در مسیر موفقیت



## Listening and Reading



Listen to the conversations and check (✓) the correct items.

Conversation	Day			Month		
1	11 <input type="checkbox"/>	12 <input type="checkbox"/>	13 <input checked="" type="checkbox"/>	Bahman <input type="checkbox"/>	Mordad <input type="checkbox"/>	Azar <input checked="" type="checkbox"/>
2	15 <input type="checkbox"/>	17 <input type="checkbox"/>	19 <input checked="" type="checkbox"/>	Tir <input type="checkbox"/>	Day <input type="checkbox"/>	Mehr <input checked="" type="checkbox"/>

## Speaking and Writing



Group Work

Ask your classmates and fill out the table below.

Name	Age	Month
Maryam	12	Esfand
Ali	12	Esfand
Mohsen	13	Azar

# Lesson 4

## My Family

### Conversation

Listen to the students talking about their families.



Student 1: Nice picture! Is that your father?

عکس قشنگیست! این پدره؟

Student 2: Yes, he is.

بله پدرم است

Student 1: How old is he?

Student 2: 38.

چند سالشه

Student 1: What's his job? 38

شغلش چیه؟

Student 2: He's a mechanic.

اون مکانیکه

Student 1: And your mother?

و مادرت؟

Student 2: She's 35. She is a housewife.

اون 35 سالشه و خانه دار است





## Practice 1 Talking about Your Family (Age)

Listen to the examples. Then ask and answer with a friend.

How old is your father?	پدرت چند سالشه	He's 38 (years old).	اون 38 سالشه
How old is your mother?	مادرت چند سالشه	She's 35 (years old).	اون 35 سالشه
How old is your brother?	برادرت	He's 14 (years old).	اون 14 سالشه
How old is your sister?	خواهرت	She's 8 (years old).	اون 8 سالشه
How old is your uncle?	عمو یا دایی	He's 45 (years old).	اون 45 سالشه
How old is your aunt?	خاله یا عمه	She's 30 (years old).	اون 30 سالشه



## Practice 2 Talking about Your Family (Job)

Listen to the examples. Then ask and answer with a friend.

What is your father's job?	شغل پدرت چیه	He's a mechanic.	اون مکانیکه
What is your mother's job?	شغل مادرت چیه؟	She's a housewife.	اون خانه دار است
What is his uncle's job?	شغل (عمو یا دایی)	He's a doctor.	آن دکتر است
What is her aunt's job?	شغل (خاله یا عمه)	She's a nurse.	آن پرستار است
What is his job?	شغل اون (مرد) چیه:	He's a teacher.	آن معلم است
What is her job?	شغل آن (زن) چیه؟	She's a dentist.	آن دندان پزشک است





## Sounds and Letters



Aa Bb Cc Dd Ee Ff Gg Hh Ii Jj Kk Ll Mm Nn Oo Pp Qq Rr Ss Tt Uu Vv Ww Xx Yy Zz

Listen to the school secretary and a student talking. He's completing a school form for the student.

School Secretary: What's your father's name? اسم پدر شما چیست؟

Student: Good arz Safari. گودرز صفری

School Secretary: How do you spell his first name? چگونه اسم کوچک او را هجی می‌کنی؟

Student: That's G-O-O-D-A-R-Z.

School Secretary: Thank you. ممنون

Say your father's name and spell it.



**Talk to Your Teacher**

Can you write it for me, please?

# نشان بده بگو

## تلاشی در مسیر موفقیت

## Listening and Reading



Listen to the conversations and check (✓) the correct items.

Conversation	Relationship			Job		
1	brother <input type="checkbox"/>	father <input type="checkbox"/>	uncle <input checked="" type="checkbox"/>	teacher <input checked="" type="checkbox"/>	dentist <input type="checkbox"/>	driver <input type="checkbox"/>
2	sister <input checked="" type="checkbox"/>	aunt <input type="checkbox"/>	mother <input type="checkbox"/>	nurse <input checked="" type="checkbox"/>	housewife <input type="checkbox"/>	doctor <input type="checkbox"/>

## Speaking and Writing



Group Work

Ask your classmates about their family members and fill out the table below.

Name	Relationship	Age
Saeed	Ali's father	40
Hosein	Rasoul's father	50
gholam	mohammad's father	44

## Your Conversation

Pair Work

Do the conversation

You: How old is your .....

Your friend: He's/ She's .....

You: What's ..... job?

Your friend: He's/ She's .....

You: And your .....

Your friend: He's/ She's ..... and is .....

# Review 2

## Lessons 3 - 4

### Talking about Age and Birthdays

#### Check if

a) you can say your age.  
I am ..... years old

شما میتوانید سن خود را بگویید

13

b) you can ask your friend's age.  
How ..... old are you?

شما میتوانید سن دوست خود را بپرسید

c) you can say the month of your birth.  
My birthday is ..... in Aban

d) you can ask the month of your friend's birth.  
When's ..... your birthday?

### Talking about your Family

#### Check if

a) you can introduce your family members.  
My father's name is ..... Ali

b) you can say their jobs.  
My ..... father is a ..... teacher



## Sounds and Letters

### Check it

a) you can spell and write what your family members do.

Your father's job: teacher

Your mother's job: housewife

Your brother's job: Journalist

Your sister's job: Student

b) you can count from 1 to 20.

c) you can say and write one word for each of the following letters.

Ii

Ice Pack

Tt

Tea

Nn

Number

Uu

Umbrella

Ss

Salad

Gg

Glass

# Lesson 5

## My Appearance

### Conversation



Listen to the student and his father talking about the student's teachers at school.



**Father:** Is that your English teacher? او معلم انگلیسی شماست

**Student:** No, my English teacher is the tall man. He's wearing a gray suit.

آن معلم انگلیسی من مرد بلند قد است. او یک کت و شلوار خاکستری پوشیده او آنطرف.

**Father:** And which one is your math teacher? و کدام یک معلم ریاضی است؟

**Student:** He's wearing a blue suit and a white shirt.

او یک کت و شلوار آبی و یک پیراهن سفید پوشیده.

**Father:** Let's meet your English teacher first.

است

بیا ابتدا معلم انگلیسی شما را ملاقات کنیم



## Practice 1 Talking about Appearance (Height, Clothes, and Color)

Listen to the examples. Then ask and answer with a friend.

Who is Mr. Davoodi?

Who's Mrs. Lari?

Which one is Laleh?

Which one is Reza?

He's the tall man. He's wearing a gray suit.

She's the tall woman. She's wearing a black chador.

She's the tall girl. She's wearing a brown scarf.

He's the short boy. He's wearing a white shirt.

او پسر کوتوله‌ای است و پیراهن سفید پوشیده.

او مرد بلندی است و کت و شلوار خاکستری

پوشیده.

او زن بلندی است و چادر

مشکی پوشیده.

او دختر بلندی است

و روسری

قهوه‌ای پوشیده.

## Practice 2 Talking about Appearance (Age, Clothes, and Color)

Listen to the examples. Then ask and answer with a friend.

Who is Mr. Lotfi?

Who's Mrs. Danesh?

Which one is Dorna?

Which one is your teacher?

He's the old man. He's wearing a green jacket.

She's the old woman. She's wearing a brown manteau.

She's the young girl. She's wearing a gray scarf.

He's the young man. He's wearing a blue suit.

blue red yellow green brown  
black white gray orange pink



shirt  
Orange



trousers  
(Pants)



jacket



suit  
Gray



chador  
Black



manteau



scarf  
Green



shoes

Black twenty nine



## Sounds and Letters



Aa Bb Cc Dd Ee Ff Gg Hh Ii Jj Kk Ll Mm Nn Oo Pp Qq Rr Ss Tt Uu Vv Ww Xx Yy Zz

Listen to the student and her teacher talking.

Student: Excuse me, teacher? What's چادر in English?

بیخشید معلم؟ چادر در انگلیسی چه

Teacher: Chador. چادر

میشود

Student: And دستکش و دستکش؟

Teacher: Gloves. دستکش

Student: And how do you spell them? و چگونه ان ها را هجی میکنیم

Teacher: C-H-A-D-O-R, and G-L-O-V-E-S.

Now say the words for clothing items in English and spell them.



## Talk to Your Teacher

What's ..... in English?

# نشان بده بگو

## تلاشی در مسیر موفقیت

## Listening and Reading



Listen to the conversations and check (✓) the correct items.

Conversation	Height		Clothes		Color	
1	tall <input type="checkbox"/>	short <input checked="" type="checkbox"/>	suit <input checked="" type="checkbox"/>	T-shirt <input type="checkbox"/>	brown <input checked="" type="checkbox"/>	blue <input type="checkbox"/>
2	tall <input checked="" type="checkbox"/>	short <input type="checkbox"/>	chador <input type="checkbox"/>	manteau <input checked="" type="checkbox"/>	black <input checked="" type="checkbox"/>	gray <input type="checkbox"/>

## Speaking and Writing



Group Work

Ask your classmates about their family members and fill out the table below.

Name	Relationship	Age	Height
Rahman	Ali's uncle	42	tall

## Your Conversation

Pair Work

Ask and answer with a friend about other classmates.

You: Who is that .....

Your friend: Which one?

You: He's/She's wearing .....

Your friend: He's/She's .....


# Lesson 6

## My House

### Conversation



Listen to Farid and his mother talking at home.



Farid: Mom, where are you? ملمان، کجایی؟

Mom: I'm in the kitchen. در آشپزخانه هستم

Farid: Hello. Where's Dad? سلام بابا کجاست؟

Mom: In the garage. در گاراژ است

Farid: What's he doing? I'm so hungry. چکار میکنه؟ من خیلی گشنمه


Mom: OK, wash your hands and come for lunch.

I'll call Dad; he's fixing the car.

Farid: OK.

خوبی خب، دستهاو بشور و برای ناهار بیا و بابا  
زدگ خواهم زد اون در حین تعمیر ماشین است





## Practice 1 Talking about Where People Are

Listen to the examples. Then ask and answer with a friend.

Where are you? شما کجا هستید؟

I'm in the bedroom. من در اتاق خواب هستم.

Where is he? او کجا است؟

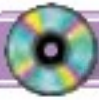
He's in the living room. او در اتاق پذیرایی است.

Where is she? او کجاست؟

She is in her office. او در دفترش است.

Where are they? آنها کجا هستند؟

They're in the garage. آنها در گاراژ هستند.



## Practice 2 Talking about What People Are Doing

Listen to the examples. Then ask and answer with a friend.

آنها چکار میکنند؟

What are you doing?

I'm cooking. من در حال آشپزی هستم.

او چکار میکند؟

What is he doing?

He's watching TV. او در حال تماشای تلویزیون است.

او چکار میکند؟

What is she doing?

She's reading a book. او در حال خواندن کتاب است.

آنها چکار میکنند؟

What are they doing?

They're playing football.

آنها در فوتبال بازی کردن هستند.

مسیر موفقیت تلاقی

## Sounds and Letters



Aa Bb Cc Dd Ee Ff Gg Hh Ii Jj Kk Ll Mm Nn Oo Pp Qq Rr Ss Tt Uu Vv Ww Xx Yy Zz

Listen to the conversation between Fatemeh and her teacher.

Teacher: Fatemeh, look at this picture. What's the man doing? فاطمه به تصویر نگاه کن من،

Fatemeh: He's working\*. او کار میکند.

چکار میکند؟

Teacher: Say it again. دوباره تکرار کن.

Fatemeh: He's working\*.

Teacher: He's working. It's /w/, not /v/. او کار میکند.

Do you know any other words in English with the letter w?

Example: window, wall, ...



## Talk to Your Teacher

Pardon? Can you say that again?

# نشانجے بولک

## تلاشی در مسیر موفقیت



## Listening and Reading

Listen to the conversations and check (✓) the correct items.

Conversation	Where	What... doing
1	kitchen <input checked="" type="checkbox"/> garden <input type="checkbox"/> bedroom <input type="checkbox"/>	cooking <input checked="" type="checkbox"/> working <input type="checkbox"/> studying <input type="checkbox"/>
2	kitchen <input type="checkbox"/> office <input checked="" type="checkbox"/> garage <input type="checkbox"/>	washing <input type="checkbox"/> working <input checked="" type="checkbox"/> reading <input type="checkbox"/>

## Speaking and Writing



Pair Work

Say the name of a classmate. Your partner says what he/she is doing. Then change roles. Fill out the table below.

Name	What... doing
Fatemeh	reading a book

## Your Conversation

Pair Work

Ask and answer with a friend using mime.

You: What am I doing?

Your friend: You're .....

You: No, that's not correct.

Your friend: Are you .....

You: Yes.





# Review 3

## Lessons 5 - 6

### Talking about Appearance

**Check if**

a) you can say what you look like (height and clothes).  
I am ...tall.....  
I am wearing ...black jacket.....

b) you can describe your friend's appearance (age, clothes, and color).  
He/She is ...short and wearing blue pants.....

### Naming Parts of a House

**Check if**

you can name four places in your house.

- ...Chicken.....
- ...bedroom.....
- ...living room.....
- ...bathroom.....


### Talking about What You Are Doing

**Check if**

you can say what people around you are doing now.

- (Ali) is ...watching tv.....
- (Maryam and Nahid) are ...playing video game.....

Sounds and Letters



a) you can spell and write the names of 4 famous people.

.....

.....

.....

b) you can say and write one word for each of the following letters.

**Ll**  
light

**Dd** dog      **Rr** red

**Ff** first      **Vv**

**Ww**  
window

مسیر موفقیت



# Lesson 7

## My Address

### Conversation



Listen to the students talking about going to a friend's house.



**Om id:** Ali's not well. I'm going to visit him today. او علی خوب نیست من امروز به ملاقات او.  
Are you coming with me? خواهیم رفت تو با من میای؟

**Hosse in:** What time are you going? چه ساعتی شما میرود

**Om id:** Around 5 in the afternoon. حدود ساعت ۵ بعد از ظهر

**Hosse in:** I'm not sure I can, but I'll try. What's his address? مطمئن نیستم بتوانم اما تلاش کنم. آدرس او چیست؟

**Om id:** 5 Azadi Street. خیابان آزادی شماره ۵

**Hosse in:** Call me before you go. My phone number is 586-2144.

**Om id:** OK, bye. قبل از اینکه بری به من زنگ بزن شماره تلفن من ۵۸۶۲۱۴۴ است





### Practice 1 Talking about Your Address

Listen to the examples. Then ask and answer with a friend.

آدرس شما چیست؟  
What's your address?

15 Shahid Hakim Street, Manzarieh. منظریه خیابان شهید

شما کجا زندگی میکنید؟  
Where do you live?

24 Laleh Street, Sa'dieh. حکیم شهبازیان خیابون لاله شماره ۲۴

آدری او کجاست؟  
What's his address?

39 Kargar Street, Baharestan.

آدرس او کجاست؟  
What's her address?

67 Mahan Street. خیابون ماهان شماره ۶۷

آدرس آنها کجاست؟  
What's their address?

81 Farnam Street.

خیابون فرنام شماره ۸۱



### Practice 2 Talking about Your Telephone Number

Listen to the examples. Then ask and answer with a friend.

شماره تلفن شما چیست؟  
What's your telephone number?

433-7891

شماره تلفن خانه علی چنده؟  
What's Ali's home number?

652-0796

شماره موبایل اون چنده؟  
What's his mobile phone number?

0925-3345462

شماره دفتر کارش چنده؟  
What's her office phone number?

213-4561

شماره تلفن آنها چنده؟  
What's their telephone number?

598-9863



### Practice 3 Telling the Time

Listen to the examples. Then ask and answer with a friend.

ساعت چنده؟  
What time is it?

10 (O'clock).

چه ساعتی شما میروید؟  
What time are you going?

At 5:45 in the afternoon/p.m.

چه ساعتی او میرود؟  
What time is he going?

8:20 in the morning/a.m.

چه ساعتی او بر میگردد؟  
What time is she coming back?

7:15 in the evening/p.m.

آنها چه زمانی میروند؟  
What time are they leaving?

At 9:30

## Sounds and Letters



Aa Bb Cc Dd Ee Ff Gg Hh Ii Jj Kk Ll Mm Nn Oo Pp Qq Rr Ss Tt Uu Vv Ww Xx Yy Zz

Listen to the man giving his contact information to a secretary.

Secretary: What's your phone number? شماره تلفنت چیه

Man: It's 344-5302.

Secretary: And your e-mail address? ادرس پست الکترونیکی (ایمیل) چیه؟

Man: h-omidi60@xymail.com

Say your e-mail address and spell it.



## Talk to Your Teacher

I don't know. / I'm not sure.  
I don't understand.

# نشانجے ببولک

## تلاشی درمسیر موفقیت



## Listening and Reading

Listen to the conversations and check (✓) the correct items.

Conversation	Address	Telephone Number
1	13 Aban Street <input type="checkbox"/>	623-4521 <input checked="" type="checkbox"/>
	30 Mahan Street <input checked="" type="checkbox"/>	623-3512 <input type="checkbox"/>
2	15 Hejab Street <input checked="" type="checkbox"/>	544-3329 <input type="checkbox"/>
	50 Shahed Street <input type="checkbox"/>	544-4139 <input checked="" type="checkbox"/>

## Speaking and Writing



Pair Work

Suppose you and your friend are in an office. You are the secretary. Ask your friend about his/her address and telephone number. Then change roles. Fill out the table below.

Name	Address	Telephone Number
Hamid	12 Namdar Street, Hafezieh	786-4523

## Your Conversation

Pair Work

Do the conversation

You: I'm going to visit Ali..... this ..evening.....  
Are you coming with me?

Your friend: What time are you going?

You: ..... ۶ o'clock ..... evening.....

Your friend: I'm not sure I can, but I'll try. What's ..... his ..... address?

You: ..... farhangh street No ۲۳۴

Your friend: Call me before you go. My phone number is .....  
.....

You: OK, bye.



# Lesson 8

## My Favorite Food

### Conversation



Listen to the students talking about their favorite food.



Student 1: Look, it's enough. I'm hungry. How about you? بین کفیه من گشتمه تو چطور؟

Student 2: Me, too. Let's have some cake and milk. منم همیتطور بیا به مقدار کیک و شیر.

Student 1: Sounds good, but I'd like some tea with my cake. بخوریم

That's my favorite! خوب به نظر میرسه اما من کیک با چایی دوست دارم از

Student 2: OK, let's go to the kitchen. Mom? مورد علاقه من است

باشه بیا بریم آشپزخونه مامان



## Practice 1 Talking about Your Favorite Food and Drinks

Listen to the examples. Then ask and answer with a friend.

غذای مورد علاقه‌تون چیه؟

What's your favorite food?

نوشیدنی مورد علاقه‌تون چیه؟

What's your favorite drink?

چی دوست دارید بخورید/بشوید؟

What do you like to eat/drink?

Rice and kebab. چلو کباب

Orange juice. آب پرتقال


Some cake and milk. مقداری کیک و شیر



bread



rice



kebab



chicken



salad



fruit



dates



cake



milk



tea



## Practice 2 Making Suggestions

Listen to the examples. Then practice with a friend.

من گشما

I'm hungry.

من تشمه

I'm thirsty.

من تشنگی و گشما دارم I feel hungry/thirsty.

نظرت در مورد مقداری کیک؟ How about some cake and milk?

Let's have something to drink.

Let's take something to eat/drink.

وتیر چیه؟

برای به چیزی بنوشیم

برای چیزی برداریم بخوریم

بنوشیم

## Sounds and Letters



Aa Bb Cc Dd Ee Ff Gg Hh Ii Jj Kk Ll Mm Nn Oo Pp Qq Rr Ss Tt Uu Vv Ww Xx Yy Zz

Listen to the conversation between Majid and his English teacher.

Majid: Excuse me, sir? How do you say these words in English?

بخشید آقا این کلمات را در انگلیسی چگونه میگویند نارگیل زله کدو  
په رنه نارگیل کدو and زله کدو

Teacher: Coconut, C-O-C-O-N-U-T for نارگیل, jelly, J-E-L-L-Y

for رنه, quince, Q-U-I-N-C-E for په, and

zucchini, Z-U-C-C-H-I-N-I for کدو.

Majid: Thank you.

Say English words for food and drinks and spell them.



### Talk to Your Teacher

How do you say ..... in English?

# نارنگه بوبک

# تلاشی در مسیر موفقیت



## Listening and Reading



Listen to the conversations and check (✓) the correct items.

Conversation	Food			Drink		
1	rice <input type="checkbox"/>	chicken <input type="checkbox"/>	kebab <input checked="" type="checkbox"/>	milk <input type="checkbox"/>	tea <input type="checkbox"/>	water <input checked="" type="checkbox"/>
2	cake <input checked="" type="checkbox"/>	dates <input type="checkbox"/>	fruit <input type="checkbox"/>	milk <input type="checkbox"/>	tea <input checked="" type="checkbox"/>	water <input type="checkbox"/>

## Speaking and Writing



Group Work

Ask your classmates about what they like to eat and drink and fill out the table below.

Name	Food	Drink
Zohreh	rice and kebab	water

## Your Conversation

Pair Work

Do the conversation

You: I'm hungry. How .....

Your Friend: Me, too. Let's have .....

You: Sounds good, but I'd like .....

That's my favorite!

Your Friend: OK, let's go .....


تلاشی در مسیر معرفت



- دانلود گام به گام تمام دروس ✓
- دانلود آزمون های قلم چی و گاج + پاسخنامه ✓
- دانلود جزوه های آموزشی و شب امتحانی ✓
- دانلود نمونه سوالات امتحانی ✓
- مشاوره کنکور ✓
- فیلم های انگیزشی ✓

 [www.ToranjBook.Net](http://www.ToranjBook.Net)

 [ToranjBook\\_Net](https://t.me/ToranjBook_Net)

 [ToranjBook\\_Net](https://www.instagram.com/ToranjBook_Net)